



# Yamaha PSX5W1 2026

## Parts Manual

[www.floodmarine.co.uk](http://www.floodmarine.co.uk)

+44 2882 246 539

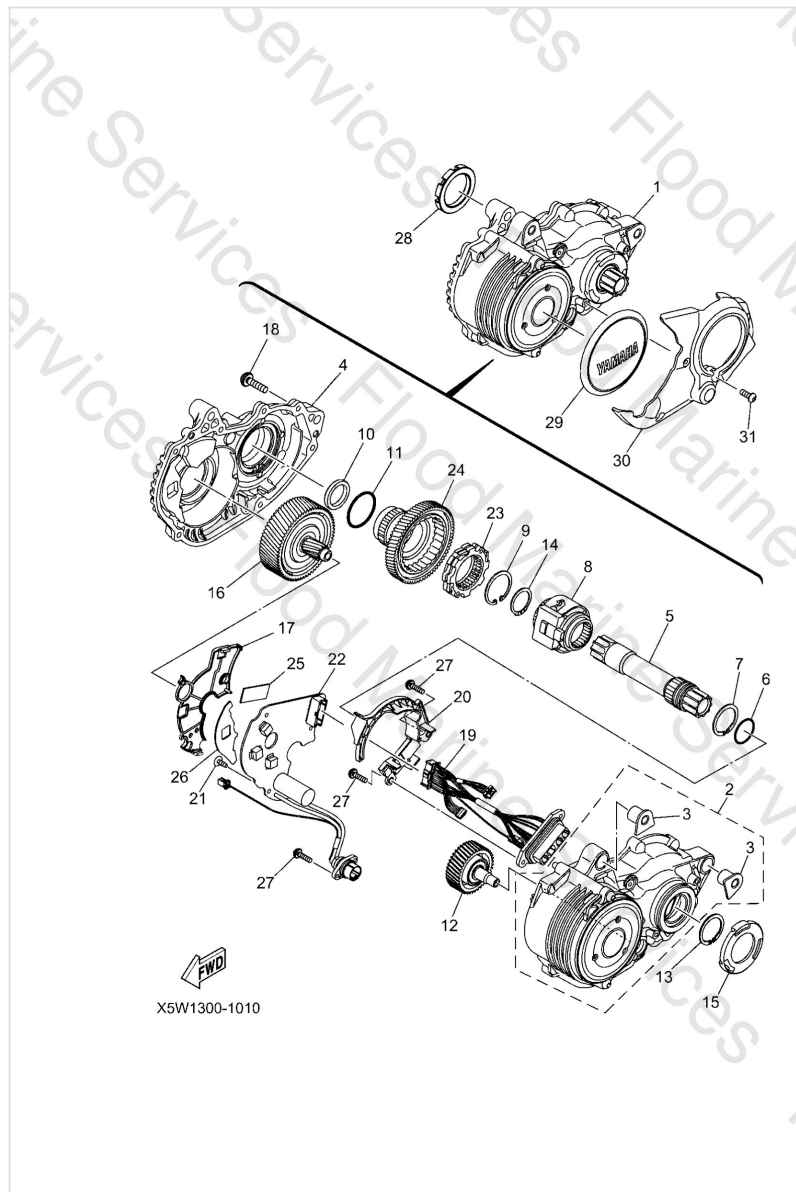
Authorised Yamaha Dealers



# Contents

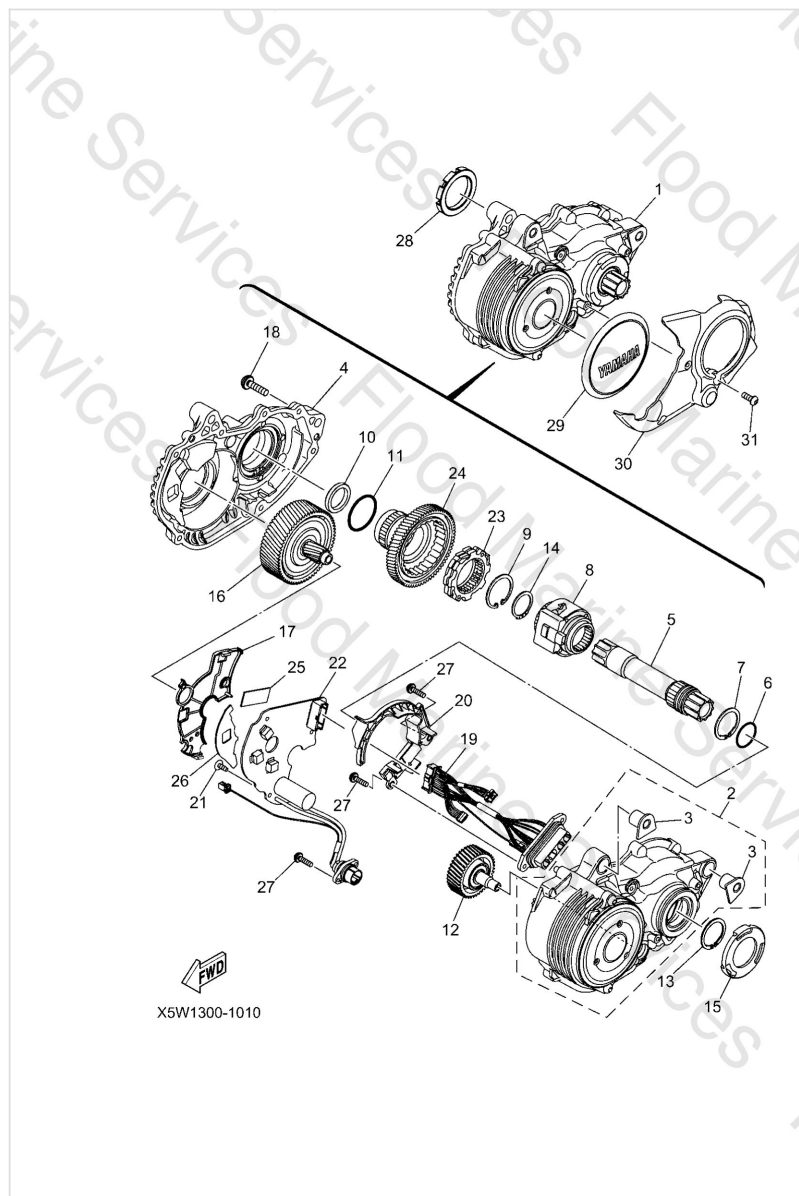
<b>POWER UNIT</b>	3
<b>STEERING HANDLE &amp; CABLE</b>	5

## Power Unit



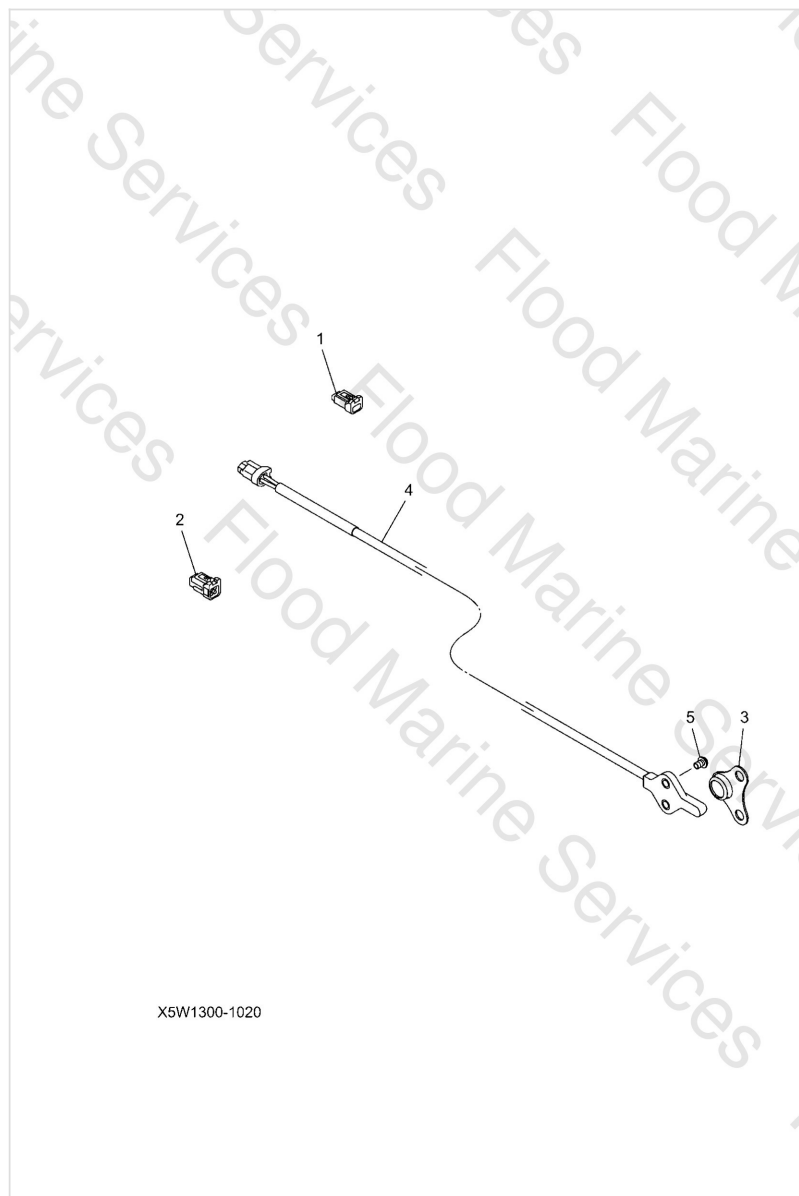
Ref	Part	
1	<a href="#">X5W1706110</a> - PW-S3, '26	<a href="#">Buy now</a>
2	<a href="#">X3M1781000</a> Housing assembly	<a href="#">Buy now</a>
3	<a href="#">X2Y1518900</a> Plug	<a href="#">Buy now</a>
4	<a href="#">X3M1751000</a> Housing comp.	<a href="#">Buy now</a>
5	<a href="#">X3M1741100</a> Axle, main	<a href="#">Buy now</a>
6	<a href="#">9321022010</a> O-ring	<a href="#">Buy now</a>
7	<a href="#">9900924800</a> Circlip	<a href="#">Buy now</a>
8	<a href="#">X2Y1706220</a> Torque Sensor assembly	<a href="#">Buy now</a>
9	<a href="#">9900930500</a> Circlip (650)	<a href="#">Buy now</a>
10	<a href="#">X0P1634700</a> Seal, dust	<a href="#">Buy now</a>
11	<a href="#">9321032006</a> O-ring	<a href="#">Buy now</a>
12	<a href="#">X3M1760F00</a> Idler shaft assembly	<a href="#">Buy now</a>
14	<a href="#">9341022098</a> Circlip	<a href="#">Buy now</a>
15	<a href="#">X2Y1815400</a> Cover, dust	<a href="#">Buy now</a>
16	<a href="#">X3M1784001</a> -	<a href="#">Buy now</a>

## Power Unit



Ref	Part	
17	<a href="#">X3M1752400</a> Holder	<a href="#">Buy now</a>
18	<a href="#">9014904006</a> Screw	<a href="#">Buy now</a>
19	<a href="#">X3M86171R0</a> -	<a href="#">Buy now</a>
20	<a href="#">X3M1575801</a> Guide, wire	<a href="#">Buy now</a>
21	<a href="#">9016403009</a> Screw, tapping	<a href="#">Buy now</a>
22	<a href="#">X5W8621210</a> -	<a href="#">Buy now</a>
23	<a href="#">X3M1676000</a> One-way clutch comp.	<a href="#">Buy now</a>
24	<a href="#">X3M1661100</a> Clutch housing comp.	<a href="#">Buy now</a>
25	<a href="#">X3M8A8B0M0</a> -	<a href="#">Buy now</a>
26	<a href="#">X3M8A8B1M0</a> -	<a href="#">Buy now</a>
27	<a href="#">9015703011</a> Screw, pan head	<a href="#">Buy now</a>
28	<a href="#">X0P1746300</a> Nut, lock	<a href="#">Buy now</a>
29	<a href="#">X5W1549000</a> -	<a href="#">Buy now</a>
30	<a href="#">X3M2171100</a> Cover, side 1	<a href="#">Buy now</a>
31	<a href="#">9201703008</a> Bolt, button head	<a href="#">Buy now</a>

## Steering Handle & Cable



Ref	Part	
1	<a href="#">X2Y859C400</a> Cap, connector	<a href="#">Buy now</a>
2	<a href="#">X2Y859C410</a> Cap, connector	<a href="#">Buy now</a>
3	<a href="#">X2Y8352Y00</a> Magnet comp. ROTOR MAGNET	<a href="#">Buy now</a>
4	<a href="#">X2Y8167001</a> Pick-up assembly L660, H CONNECTOR	<a href="#">Buy now</a>
5	<a href="#">9014903002</a> Screw	<a href="#">Buy now</a>

# Disclaimer

This document is provided for convenience only. It is **not** an official Yamaha publication and is **not supplied, endorsed, or approved** by Yamaha Motor Co., Ltd.

Reasonable efforts are made to keep information accurate; however diagrams, part references, supersessions, descriptions, and applicability may contain errors or omissions. Specifications and part availability may change without notice.

You are responsible for confirming the correct parts for your engine (including model code, year, serial range, and any superseded part numbers) before ordering or fitting.